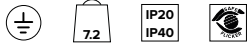
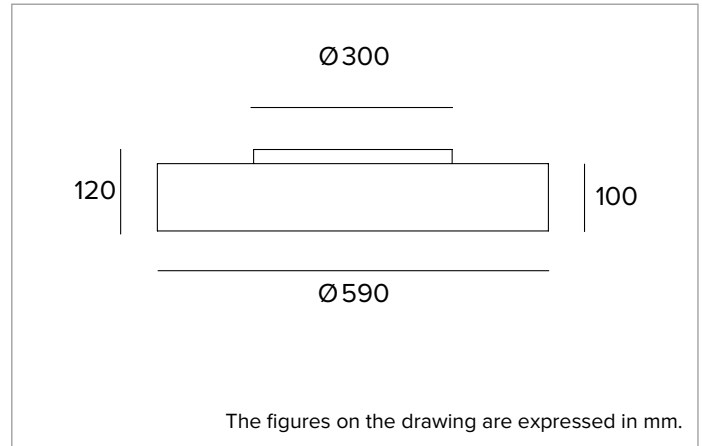


**1T6142EL | THREESIXTY**

Circular LED fixture for ceiling mounted, suspension, recessed, semi-recessed and wall mounted installations



|               |                             | 3000K            | H(m)   | D(m) | E <sub>max</sub> (lx) |
|---------------|-----------------------------|------------------|--------|------|-----------------------|
|               |                             | Ra80             |        | 114° |                       |
| Fixture Power | 57W                         | 1                | 3.09   | 1555 |                       |
| Source Flux   | 7418lm                      | 2                | 6.17   | 389  |                       |
| Fixture Flux  | 4490lm                      | 3                | 9.26   | 173  |                       |
| Efficacy      | 79lm/W                      | 4                | 12.35  | 97   |                       |
| TS1002        | I <sub>max</sub> =210cd/klm | I <sub>max</sub> | 1555cd | 5    | 15.43                 |

**SOURCE**

The LED Engine is made up of self-cooling circular boards. Tunable White version available on request.

**Energy efficiency class:** D

**Nominal power:** 50W

**Nominal flux:** 7418lm

**Colour rendering index:** 80

**Rf:** 82.9

**Rg:** 97

**CCT nominal:** 3000K

**SDCM:** 3

**Lifetime (L80/B10):** >50000h tq +25°C

**ILLUMINOTECHNICAL CHARACTERISTICS**

OPAL Direct Version: High luminance transmission and light diffusion opaline polycarbonate lower diffusive screen.

**Emission:** DOWN OPAL

**Optical efficiency:** 61%

**Fixture flux:** 4490lm

**Luminous efficacy:** 79lm/W

**Photobiological safety:** Compliant with RG1 low risk group

**MECHANICAL CHARACTERISTICS**

Calendered extruded aluminium body.

**Colour and finish:** Deep black

**Dimensions:** D=590mm

**Weight:** 7.2Kg

**Degree of protection:** IP20 for recessed part

**Degree of protection:** IP40 for exposed part

**ELECTRICAL CHARACTERISTICS**

Integrated electronic ON-OFF power supply. Emergency Pack available on request. Equipped with a rapid connector for mains connection. Luminaire compliant with EN 60598-2-22 for power supply from a centralised emergency system CPSS (Central Power Supply System), not incorporated in the luminaire - high risk areas excluded. The default power and flux are 100% in AC and 100% in DC.

**Fixture Power:** 57W

**Power supply:** 220-240Vac 50/60Hz

**Insulation Class:** CLASS 1

**Type of driver / Control:** ON-OFF

**Driver included:** YES

**Class F:** YES

**SAFE FLICKER:** PstLM=<1 and SVM=<0.4 (IEC TR 61547-1 and IEC TR 63158), to ensure a more comfortable and safe light

**Ambient temperature:** 0°C / +25°C

**INSTALLATION**

Polycarbonate fixing system is pre-set for ceiling or wall mounted installations. Suspension and recessed installation is possible using a special accessory to be ordered separately.

**NOTES**

110-277Vac version available on request.

**WARRANTY**

5 years.

**WARNING**

Luminaire designed for disposal/recycling at end-of-life. Replaceable (LED only) light source by a professional. Replaceable control gear by a professional.

Due to the technological evolution of the electronic components, the data provided may be updated, and as such, confirmation must be requested during the order process.

Luminous flux and power supply have +/-10% tolerances with respect to the indicated value. tq +25°C (CIE 121).

We reserve the right to make technical changes.

Targetti Sankey S.r.l.  
Via Pratese, 164  
50145 Firenze - Italy  
Tel: +39 055 37911  
targetti.com  
targetti@targetti.com

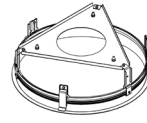
CCIAA Firenze  
Share Capital:  
€ 500.000,00  
VAT N. (IT):  
01537660480  
R.E.A: FI-275656

**TARGETTI**

**1T6142EL | THREESIXTY****Circular LED fixture for ceiling mounted, suspension, recessed, semi-recessed and wall mounted installations****Related codes****Insertion Box**

| Cutout hole | Dimensions<br>ØxH mm | Colour | Code          |
|-------------|----------------------|--------|---------------|
| Ø615        | 627x99               | ●      | <b>1T6295</b> |

Adjustable frame for semi or completely recessed installation.  
 Non load bearing frame compatible with all sizes.  
 Powder coated, extruded, calendered aluminium body.  
 The outer casing attaches to the ceiling with pre-galvanised steel brackets.  
 The fixture must then be fixed to the ceiling using a suspension cable with an ABS control system installed in the outer casing.  
 Minimum ceiling height 230mm.



| Cutout hole | Dimensions<br>ØxH mm | Colour | Code          |
|-------------|----------------------|--------|---------------|
| Ø615        | 627x130              | ●      | <b>1T6307</b> |

Frame for semi or completely recessed installation.  
 Load bearing outer frame measuring 384mm and 590mm.  
 Powder coated, extruded, calendered aluminium body.  
 The outer frame attaches to the ceiling with pre-galvanised steel brackets.  
 Standard Version.

**Suspension**

| L mm | Colour | Code          |
|------|--------|---------------|
| 2000 | ●      | <b>1T6282</b> |
| 4000 | ●      | <b>1T6285</b> |

Suspension kit composed of 3 steel cables with an ABS control system.  
 Suspension kit compatible with ceiling or wall installations, even inclined.

**Power Supply Kit**

| Driver | Colour | Code            |
|--------|--------|-----------------|
| ON-OFF | ●      | <b>1T6289EL</b> |

Accessory for suspension installation composed of a canopy and 3 or 5 poles complete with a 4000mm power cable.

Due to the technological evolution of the electronic components, the data provided may be updated, and as such, confirmation must be requested during the order process.

Luminous flux and power supply have +/-10% tolerances with respect to the indicated value. tq +25°C (CIE 121).

We reserve the right to make technical changes.

Targetti Sankey S.r.l.  
 Via Pratese, 164  
 50145 Firenze - Italy  
 Tel: +39 055 37911  
 targetti.com  
 targetti@targetti.com

CCIAA Firenze  
 Share Capital:  
 € 500.000,00  
 VAT N. (IT):  
 01537660480  
 R.E.A.: FI-275656

**TARGETTI**